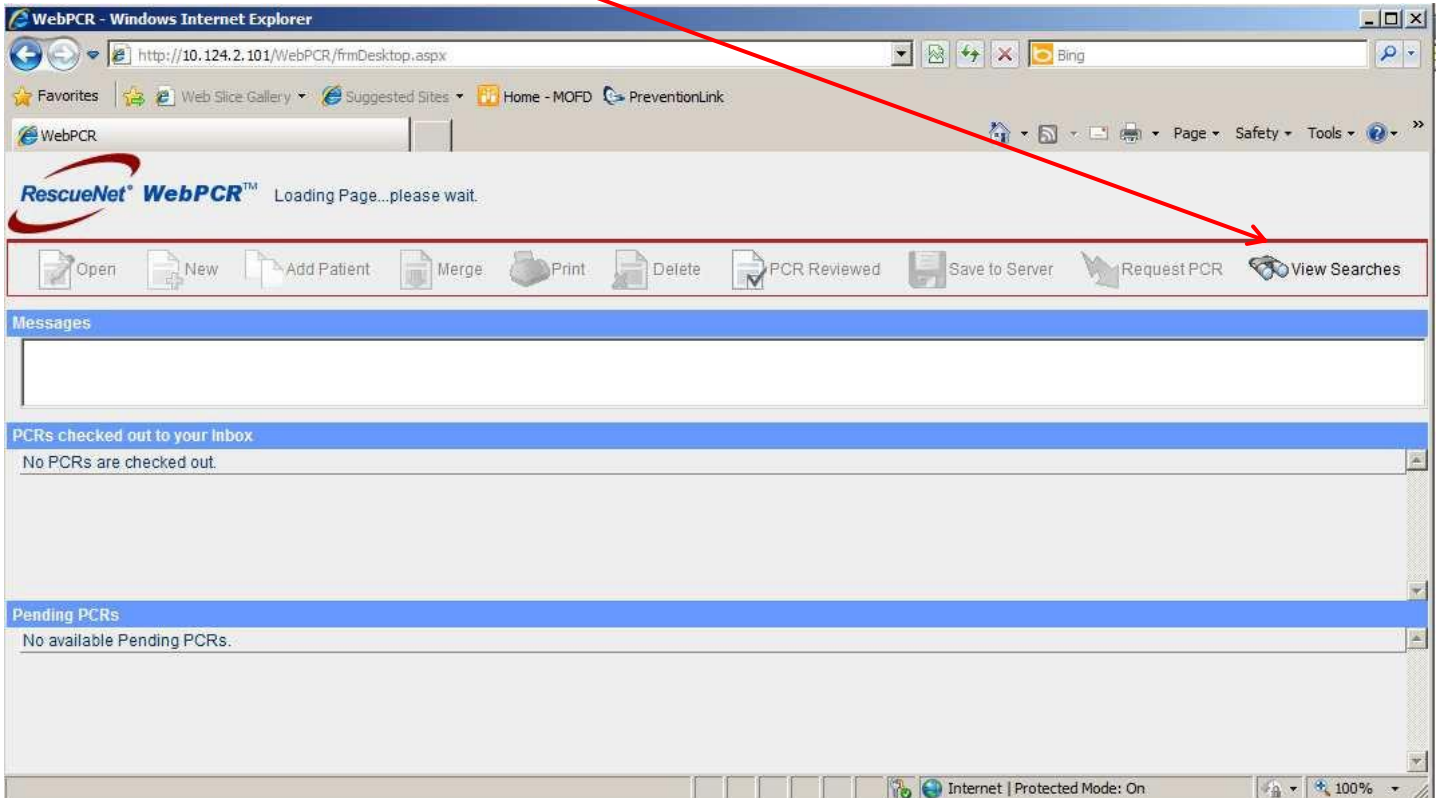


## WEBPCR SEARCH INSTRUCTIONS

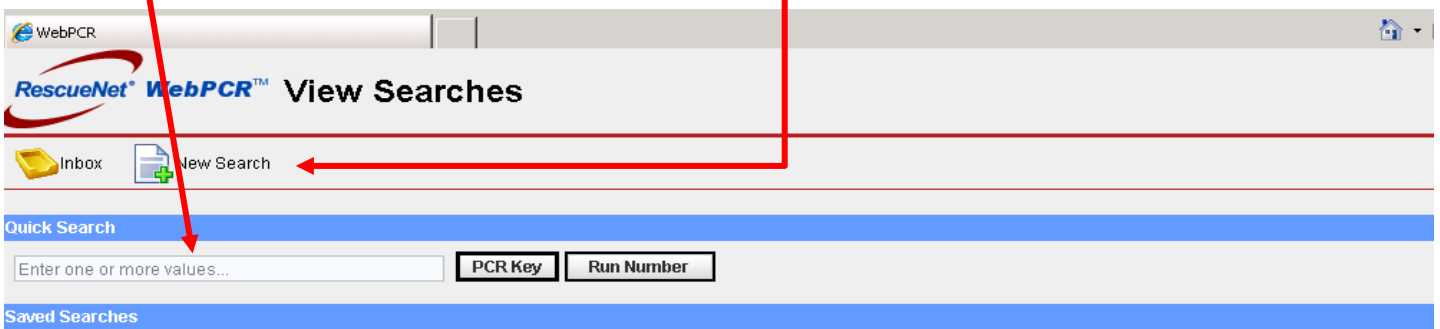
Login using format of: First Initial, Last Name. Your password is the same for all ZOLL applications. You must use internet Explorer only. Is not functional in other browsers (Chrome, Firefox, Etc...)

Website URL: <https://acems.dni.net/WebPCR>

- Sign in and go to “View Searches”



- You can do a “Quick Search” by incident or click on “New Search” for advanced options. **Exact** Incident Number or PCRID (PCR Key) must be entered for quick search



Enter relevant information for search in boxes below, or check the fields as needed. Use the “Add a search field” for additional options. (Crew names, Vehicles, Pt. Names (partial or full) etc...)

Or the “Advanced Search Field” for custom searches (click the “Archive” button only for advanced search with impressions, as those are only in the archive)

You can save them for later use as well. Click “Execute” when ready to search.

RescueNet WebPCR™ Search Editor

Signed in as STEVE RODGERS EMT

Inbox View Searches New Search Copy Delete Save Cancel Execute

**Search Details**

Name:

Description:

Folder:

Scope:  Working Set  Archive  Both

**Quick Search Fields**

<input type="checkbox"/> Run Number	<input type="text"/>	<input checked="" type="checkbox"/> Incident Numbers	<input type="text" value="10080296"/>
<input type="checkbox"/> Patient Name (Ex. "Last, First")	<input type="text"/>	<input type="checkbox"/> Pickup Address	<input type="text"/>
<input type="checkbox"/> Patient Disp.	<input type="text" value="Dead at Scene"/>	<input type="checkbox"/> Destination Facility	<input type="text" value="&lt;None&gt;"/>
<input type="checkbox"/> Date Of Service	<input type="text" value="Today"/>	<input type="checkbox"/> Dispatched	<input type="text" value="Today"/>

**Current Search Fields**

**Add a search field**

=

**Add an advanced search field**

is

Status

Done

- Use the “Add a Search” field drop down for additional choices.-once item is selected use “Add” to put in “Current Search Fields”. If advanced search field is used the “Scope” setting must be “Archive” only.

**Current Search Fields**

**Add a search field**

=

**Add an advanced search field**

is

Status

- Example for searching by patient's name.
  - Go to Add a search field drop down and select Patient Name field
  - Go to next drop down and select "Contains" – this will search by any combination entered
  - Enter last name, any part of name "smi" will return those names with that combination of letters containing "smi" first or last...
  - Click on "Add" to put selections into "Current Search Fields" box above.

**Current Search Fields**

Remove

**Add a search field**

Patient Name (Ex. "Last, First") Contains smith Add

- Example on searching for PCR by date or using a date range:
  - Go to Add a Search Field section and use drop down and select "Call Received Date"
  - Enter a specific date or you can enter a date range by using "<" or ">" in the second drop down (other options available as well...)
  - This example shows a date range – use ">" sign first and put a date in, then use the "Add" button to put it in the "Current Search Fields" box above

**Add a search field**

Call Received Date > Today Add

12/01/2016

- Enter the "<" date (here it is 2 days later so it will show all records for Dec 2<sup>nd</sup>) Then use the "Add" button again to put in the "Current Search Field" box above

**Add a search field**

Call Received Date < Today Add

12/03/2016

- Once complete it should look like this in the "Current Search Field" box. You can now use the "Execute" icon button at the top of the page to return search results....
  - Note: if you entered a wrong date or want to modify dates, highlight the one to edit, Click "Remove" and use the "Add a Search Field" to enter desired date.






**Current Search Fields**

Date Of Service > '12/01/2016'  
Date Of Service < '12/03/2016'


Remove

- Example of search results using the date range
  - Note: You can display up to 100 records at a time by using the “Records per Page” drop down at the bottom of the page.

**RescueNet® WebPCR™ Search Results**

 Inbox
  View Searches
  New Search
  Modify Search
  Refresh

Resurrect	Actions	Run/Case Number	Incident Number	Dispatched	On-Scene	Address 1	Status
	<a href="#">Print History</a>	E14_341638600	1638600	12/02/2016 00:10:21	12/02/2016 00:12:29	UNC	Open
	<a href="#">Print History</a>	E24_341638629	1638629	12/02/2016 09:53:32	12/02/2016 09:57:50	1415 153RD AV 7 UNC	Dispatched
	<a href="#">Print History</a>	T25_341638645	1638645	12/02/2016 11:41:15	12/02/2016 11:44:30	20527 WISTERIA ST UNC	Open
	<a href="#">Print History</a>	E35_341638651	1638651	12/02/2016 12:42:22	12/02/2016 12:47:51	4321 SALEM ST 1ST FLR	Open
	<a href="#">Print History</a>	E30_341638654	1638654	12/02/2016 13:11:37	12/02/2016 13:14:40	32458 JOYCE WY	Dispatched
	<a href="#">Print History</a>	E30_341638666	1638666	12/02/2016 14:54:32	12/02/2016 14:58:29	CENTRAL AV & CHERRY ST	Dispatched
	<a href="#">Print History</a>	E13_341638669	1638669	12/02/2016 15:52:02	12/02/2016 15:55:46	15724 VIA NUEVA UNC	Complete
	<a href="#">Print History</a>	E22_341638669	1638669	12/02/2016 15:54:42	12/02/2016 15:58:34	15724 VIA NUEVA UNC	Complete
	<a href="#">Print History</a>	E18_341638678	1638678	12/02/2016 16:55:10	12/02/2016 17:01:01	2774 LIVERMORE OUTLETS DR	Dispatched
	<a href="#">Print History</a>	E30_341638698	1638698	12/02/2016 18:09:21	12/02/2016 18:14:04	32700 BEL AIRE ST	Dispatched

Records per Page  

Total Records: 97

- This will give you the options to open a PCR if completed, view all history, etc. Only resurrect if the crew needs to correct the PCR. Otherwise you can view and print PCR's.

WebPCR

RescueNet WebPCR™ Search Results

Signed in as STEVE RODGERS EMTP

Inbox View Searches New Search Modify Search Refresh Resurrect Selected

Resurrect	Actions	Run Number	Status	First Name	Last Name	Address 1	DOB	Arrived at Hospital	Crew 1 Name	Crew 2 Name	Workflow Phase	Workflow Comments	PCR ID	Location	Checked Out By	Action Required	Action Required Reason	Documented On Machine
	<a href="#">History</a>	10080296	Incident Transfer Move			4504 Golden Hills Ct			BEN SANDERS EMT	BRETT SCHOOLEY EMT			50479	Working Set	HUMMEL EMT, CHRIS	No		488W01

First Previous Next Last

Viewing page 1 of 1

Records per Page 10

Total Records: 1

Executed: 12/3/2010 9:30:03 AM

Elapsed Time: 0.016 seconds